

CMPZ4678 THRU CMPZ4717

**SURFACE MOUNT SILICON
LOW LEVEL ZENER DIODES
350mW, 1.8 THRU 43 VOLT
5% TOLERANCE**



www.centrasemi.com

DESCRIPTION:

The CENTRAL SEMICONDUCTOR CMPZ4678 series silicon Zener diode is a highly reliable voltage regulator designed for applications requiring an extremely low operating current and low leakage.

MARKING CODE: SEE MARKING CODE ON ELECTRICAL CHARACTERISTIC TABLE



SOT-23 CASE

MAXIMUM RATINGS: ($T_A=25^\circ\text{C}$ unless otherwise noted)

Power Dissipation

Operating and Storage Temperature

SYMBOL

P_D

T_J, T_{stg}

350

-65 to +150

UNITS

mW

$^\circ\text{C}$

ELECTRICAL CHARACTERISTICS: ($T_A=25^\circ\text{C}$) $V_F=1.5\text{V MAX @ } I_F=100\text{mA}$ (for all types)

TYPE	ZENER VOLTAGE			TEST CURRENT I_{ZT}	MAXIMUM REVERSE CURRENT		MAXIMUM ZENER CURRENT I_{ZM}	MARKING CODE
	$V_Z @ I_{ZT}$				I_R	@ V_R		
	MIN V	NOM V	MAX V	μA	μA	V	mA	
CMPZ4678	1.710	1.8	1.890	50	7.5	1.0	120.0	C9A
CMPZ4679	1.900	2.0	2.100	50	5.0	1.0	110.0	C9B
CMPZ4680	2.090	2.2	2.310	50	4.0	1.0	100.0	C9C
CMPZ4681	2.280	2.4	2.520	50	2.0	1.0	95.0	C9D
CMPZ4682	2.565	2.7	2.835	50	1.0	1.0	90.0	C9E
CMPZ4683	2.850	3.0	3.150	50	0.8	1.0	85.0	C9F
CMPZ4684	3.135	3.3	3.465	50	7.5	1.5	80.0	C9G
CMPZ4685	3.420	3.6	3.780	50	7.5	2.0	75.0	C9H
CMPZ4686	3.705	3.9	4.095	50	5.0	2.0	70.0	C9J
CMPZ4687	4.085	4.3	4.515	50	4.0	2.0	65.0	C9K
CMPZ4688	4.465	4.7	4.935	50	10	3.0	60.0	C9L
CMPZ4689	4.845	5.1	5.355	50	10	3.0	55.0	C9M
CMPZ4690	5.320	5.6	5.880	50	10	4.0	50.0	C9N
CMPZ4691	5.890	6.2	6.510	50	10	5.0	45.0	C9P
CMPZ4692	6.460	6.8	7.140	50	10	5.1	35.0	C9Q
CMPZ4693	7.125	7.5	7.875	50	10	5.7	31.8	C9R
CMPZ4694	7.790	8.2	8.610	50	1.0	6.2	29.0	C9S
CMPZ4695	8.265	8.7	9.135	50	1.0	6.6	27.4	C9T
CMPZ4696	8.645	9.1	9.555	50	1.0	6.9	26.2	C9U
CMPZ4697	9.500	10	10.50	50	1.0	7.6	24.8	C9V
CMPZ4698	10.45	11	11.55	50	0.05	8.4	21.6	C9W

CMPZ4678 THRU CMPZ4717

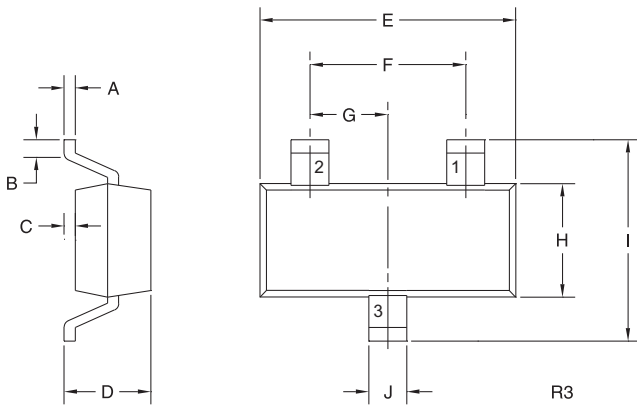
**SURFACE MOUNT SILICON
LOW LEVEL ZENER DIODES
350mW, 1.8 THRU 43 VOLT
5% TOLERANCE**



ELECTRICAL CHARACTERISTICS - Continued: ($T_A=25^{\circ}\text{C}$) $V_F=1.5\text{V MAX @ } I_F=100\text{mA}$ (for all types)

TYPE	ZENER VOLTAGE			TEST CURRENT I_{ZT}	MAXIMUM REVERSE CURRENT $I_R @ V_R$		MAXIMUM ZENER CURRENT I_{ZM}	MARKING CODE
	$V_Z @ I_{ZT}$				μA	V		
	MIN V	NOM V	MAX V	μA	V	mA		
CMPZ4699	11.40	12	12.60	50	0.05	9.1	20.4	C9X
CMPZ4700	12.35	13	13.65	50	0.05	9.8	19.0	C9Y
CMPZ4701	13.30	14	14.70	50	0.05	10.6	17.5	C9Z
CMPZ4702	14.25	15	15.75	50	0.05	11.4	16.3	91A
CMPZ4703	15.20	16	16.80	50	0.05	12.1	15.4	91B
CMPZ4704	16.15	17	17.85	50	0.05	12.9	14.5	91C
CMPZ4705	17.10	18	18.90	50	0.05	13.6	13.2	91D
CMPZ4706	18.05	19	19.95	50	0.05	14.4	12.5	91E
CMPZ4707	19.00	20	21.00	50	0.01	15.2	11.9	91F
CMPZ4708	20.90	22	23.10	50	0.01	16.7	10.8	91G
CMPZ4709	22.80	24	25.20	50	0.01	18.2	9.9	91H
CMPZ4710	23.75	25	26.25	50	0.01	19.0	9.5	91J
CMPZ4711	25.65	27	28.35	50	0.01	20.4	8.8	91K
CMPZ4712	26.60	28	29.40	50	0.01	21.2	8.5	91L
CMPZ4713	28.50	30	31.50	50	0.01	22.8	7.9	91M
CMPZ4714	31.35	33	34.65	50	0.01	25.0	7.2	91N
CMPZ4715	34.20	36	37.80	50	0.01	27.3	6.6	91P
CMPZ4716	37.05	39	40.95	50	0.01	29.6	6.1	91Q
CMPZ4717	40.85	43	45.15	50	0.01	32.6	5.5	91R

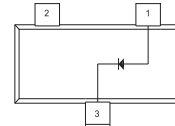
SOT-23 CASE - MECHANICAL OUTLINE



SYMBOL	DIMENSIONS			
	INCHES		MILLIMETERS	
	MIN	MAX	MIN	MAX
A	0.003	0.007	0.08	0.18
B	0.006	-	0.15	-
C	-	0.005	-	0.13
D	0.035	0.043	0.89	1.09
E	0.110	0.120	2.80	3.05
F	-	0.075	-	1.90
G	-	0.037	-	0.95
H	0.047	0.055	1.19	1.40
I	0.083	0.098	2.10	2.49
J	0.014	0.020	0.35	0.50

SOT-23 (REV: R3)

LEAD CODE:
 1) Anode
 2) No Connection
 3) Cathode



R10 (24-September 2015)

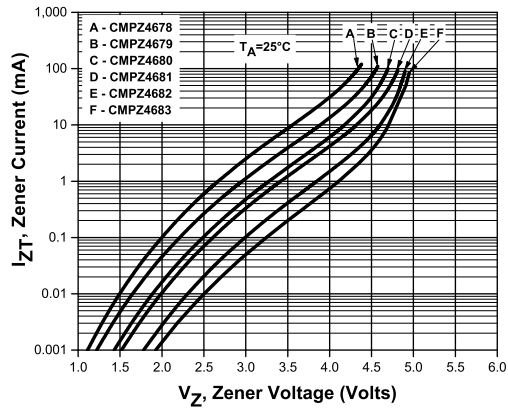
CMPZ4678 THRU CMPZ4717

SURFACE MOUNT SILICON
LOW LEVEL ZENER DIODES
350mW, 1.8 THRU 43 VOLT
5% TOLERANCE

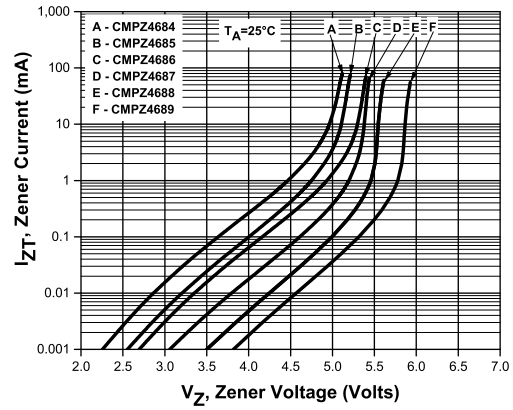


TYPICAL ELECTRICAL CHARACTERISTICS

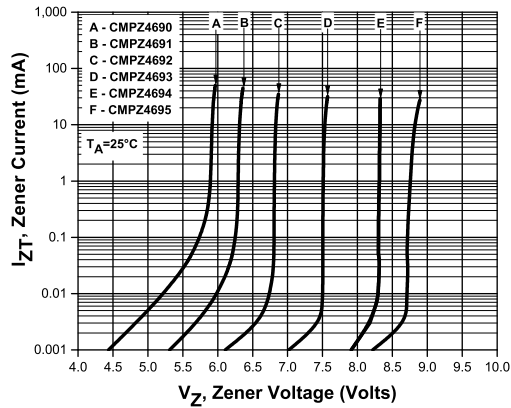
Zener Voltage, CMPZ4678-CMPZ4683



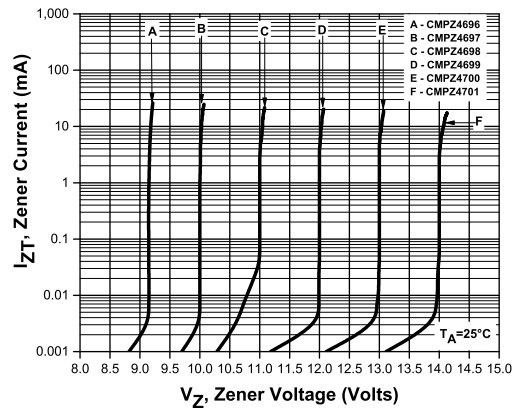
Zener Voltage, CMPZ4684-CMPZ4689



Zener Voltage, CMPZ4690-CMPZ4695



Zener Voltage, CMPZ4696-CMPZ4701



R10 (24-September 2015)

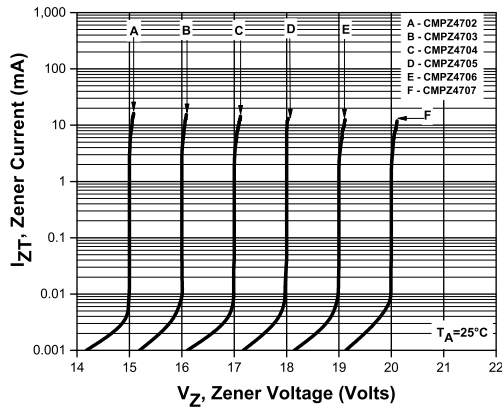
CMPZ4678 THRU CMPZ4717

SURFACE MOUNT SILICON
LOW LEVEL ZENER DIODES
350mW, 1.8 THRU 43 VOLT
5% TOLERANCE

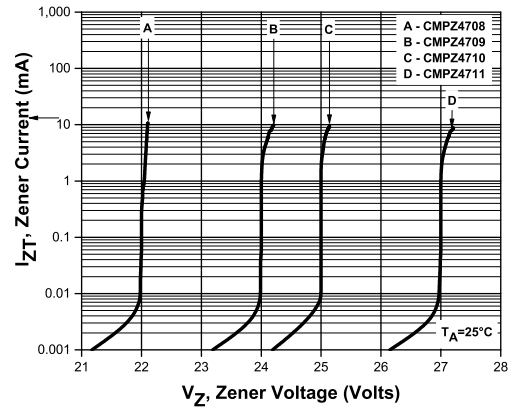


TYPICAL ELECTRICAL CHARACTERISTICS

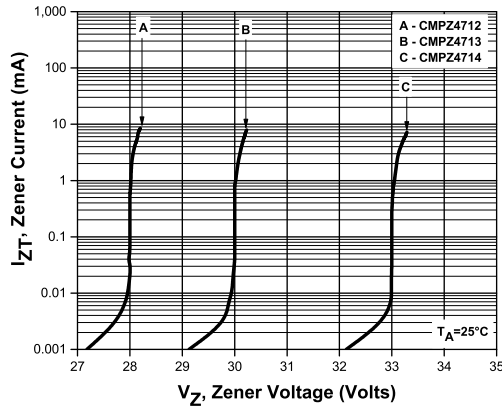
Zener Voltage, CMPZ4702-CMPZ4707



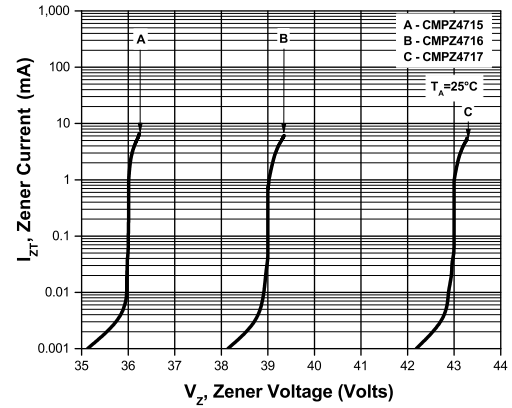
Zener Voltage, CMPZ4708-CMPZ4711



Zener Voltage, CMPZ4712-CMPZ4714



Zener Voltage, CMPZ4715-CMPZ4717



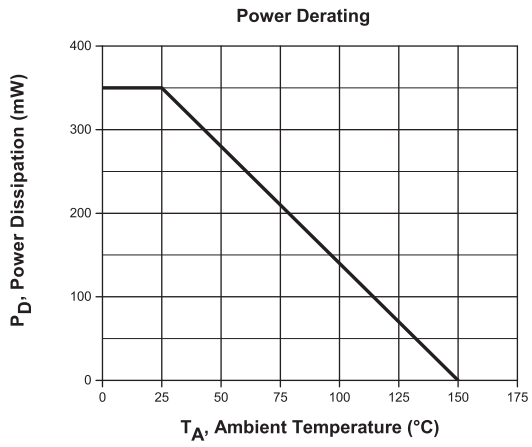
R10 (24-September 2015)

CMPZ4678 THRU CMPZ4717

SURFACE MOUNT SILICON
LOW LEVEL ZENER DIODES
350mW, 1.8 THRU 43 VOLT
5% TOLERANCE



TYPICAL ELECTRICAL CHARACTERISTICS



R10 (24-September 2015)

OUTSTANDING SUPPORT AND SUPERIOR SERVICES



PRODUCT SUPPORT

Central's operations team provides the highest level of support to insure product is delivered on-time.

- Supply management (Customer portals)
- Inventory bonding
- Consolidated shipping options
- Custom bar coding for shipments
- Custom product packing

DESIGNER SUPPORT/SERVICES

Central's applications engineering team is ready to discuss your design challenges. Just ask.

- Free quick ship samples (2nd day air)
- Online technical data and parametric search
- SPICE models
- Custom electrical curves
- Environmental regulation compliance
- Customer specific screening
- Up-screening capabilities
- Special wafer diffusions
- PbSn plating options
- Package details
- Application notes
- Application and design sample kits
- Custom product and package development

CONTACT US

Corporate Headquarters & Customer Support Team

Central Semiconductor Corp.
145 Adams Avenue
Hauppauge, NY 11788 USA
Main Tel: (631) 435-1110
Main Fax: (631) 435-1824
Support Team Fax: (631) 435-3388
www.centalsemi.com

Worldwide Field Representatives:
www.centalsemi.com/wwreps

Worldwide Distributors:
www.centalsemi.com/wwdistributors

For the latest version of Central Semiconductor's **LIMITATIONS AND DAMAGES DISCLAIMER**, which is part of Central's Standard Terms and Conditions of sale, visit: www.centalsemi.com/terms